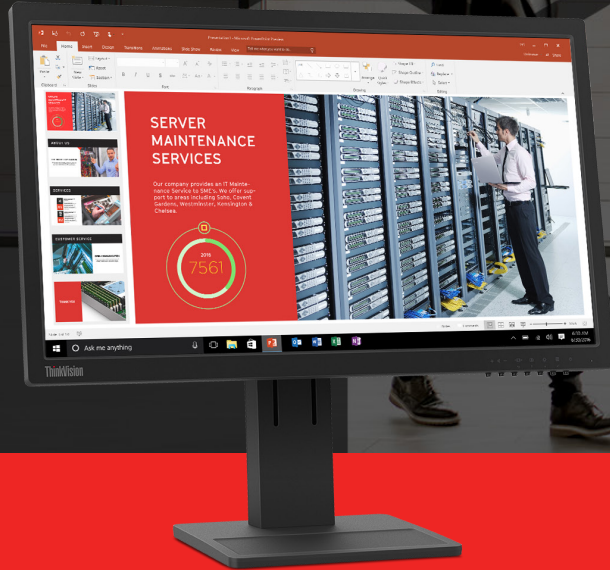


# THINKVISION E22

SLEEK DESIGN FOR MAXIMUM PRODUCTIVITY

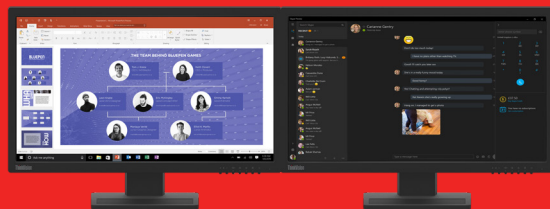


## MODERN DISPLAY EMPOWERING TODAY'S WORKFORCE

The ThinkVision E22-28 is a user-oriented device, designed with modern workforce requirements in mind. Boost productivity with this 21.5-inch Full-HD display with a 4ms response time in extreme mode that delivers clear and accurate visuals, no matter the task. The ports on offer—HDMI, DP, and VGA—allow for versatile connectivity. Most of all, its ergonomically designed stand allows for complete customization in terms of lift, tilt, pivot, and swivel which not only optimizes office space, but also ensures you experience minimal fatigue while on the job.

Lenovo

## FEATURES OF THE THINKVISION E22-28 MONITOR



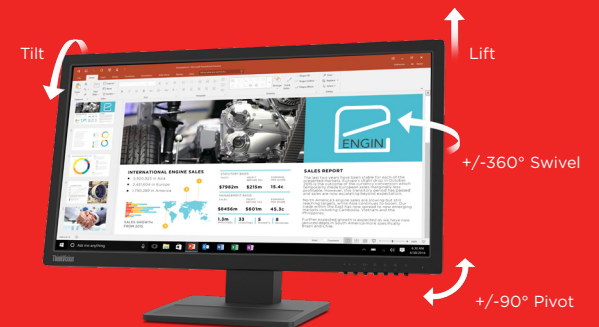
### Comfortable Viewing Experience

Get precise visuals in Full-HD resolution and wide viewing angles on the ThinkVision E22-28's 21.5-inch In-Plane Switching Panel. The TÜV Rheinland Eye Comfort certification means that the monitor causes minimum eye fatigue. With 16.7 million color support and a 72% NTSC color gamut, enjoy vivid imagery.



### Enhanced Connectivity

The ThinkVision E22-28 is not just stylish and ergonomic—it is functional as well. It is compatible with most devices through the HDMI, DP, and VGA ports, enhancing productivity and performance. Online meetings are more efficient and convenient with better quality calls thanks to built-in speakers that come with the monitor.



### Efficient Use of Workspace

A lift range of 155 mm, tilt angles of  $-5^\circ / 22^\circ$ , swivel angles of  $-360^\circ / 360^\circ$ , and a pivot range of  $\pm 90^\circ$  powers users through the day by allowing them to customize the monitor as per their convenience, minimizing neck and back strains and aches. With the VESA Mount, the ThinkVision E22-28 can also be fixed on a wall, giving your office a neat, clean look.

# ThinkVision E22-28

## DISPLAY

**Panel Size**  
21.5-inch

**Screen Dimensions**  
483.64 mm x 278.67 mm

**Panel Type**  
In-Plane Switching

**Active Area**  
476.06 mm x 267.79 mm

**Backlight**  
WLED

**Aspect Ratio**  
16:9

**Resolution**  
1920 x 1080

**Pixel Pitch**  
0.2480 mm x 0.2480 mm

**Dot/Pixel Per Inch (DPI/PPI)**  
102

**Viewing angle (H x V @ CR 10:1)**  
178° / 178°

**Response Time**  
4ms (Extreme Mode)  
6ms (Normal Mode)

**Refresh Rate**  
60 Hz

**Brightness (typical)**  
250 cd/m<sup>2</sup>

**Contrast Ratio (typical)**  
1000:1

**Dynamic Contrast Ratio (typical)**  
3M:1

**Color Gamut**  
72% NTSC (CIE 1931)

**Color Support (typical)**  
16.7 Million

**Anti-glare**  
Yes

## CONNECTIVITY

**Video Signal**  
1 x HDMI 1.4  
1 x DP 1.2  
1 x VGA

## MULTI-MEDIA

**Integrated Speakers**  
Yes (2 x 1.5W)

## POWER

**Power Consumption (typ./max)**  
13W / 17W

**Power Consumption Sleep/Off Mode**  
< 0.5W

**Power Consumption Switch-off Mode**  
< 0.5W

**ENERGY STAR Power Consumption (P<sub>on</sub>/E<sub>TEC</sub>)**  
13W / 41kWh

**Power Supply**  
Internal

**Voltage Required**  
AC 90 to 264 V (47-63 Hz)

## MECHANICAL

**Tilt Angle (front/back)**  
-5° / 22°

**Swivel Angle (left/right)**  
-360° / 360°

**Lift (max range)**  
155 mm

**Pivot**  
-90° / 90°

**VESA Mount Capability**  
Yes (100 x 100 mm)

**Kensington Lock Slot**  
Yes

**Bezel Color**  
Raven Black

**Bezel Width (side)**  
15.0 mm

**Bezel Width (top/bottom)**  
17.6 / 20.8 mm

## DIMENSION

**Size Packed (D x H x W, mm/inch)**  
131.0 x 405.0 x 610.0 mm  
5.16 x 15.94 x 24.02 inches

**Size Unpacked w/stand (D x H x W, mm/inch) (lowest position)**  
178.6 x 301.6 x 508.0 mm  
7.03 x 11.87 x 20.00 inches

**Size Unpacked w/stand (D x H x W, mm/inch) (highest position)**  
178.6 x 443.4 x 508.0 mm  
7.03 x 17.46 x 20.00 inches

**Size Unpacked w/o stand (head only) (D x H x W, mm/inch)**  
43.4 x 307.9 x 508.0 mm  
1.71 x 12.12 x 20.00 inches

**Weight Packed (kg/lb)**  
5.40 kg / 11.90 lbs.

**Weight Unpacked (kg/lb)**  
3.90 kg / 8.60 lbs.

**Weight (monitor head only) (kg/lb)**  
2.20 kg / 4.85 lbs.

## WHAT'S IN THE BOX

Monitor with stand  
1 x Power cable (1.8 m)  
1 x HDMI cable (1.8 m)  
Quick setup guide

## CERTIFICATION

**ENERGY STAR Certification**  
Yes

**CCC**  
Yes

**TCO**  
8.0

**TCO Edge**  
2.0

**EPEAT**  
Silver

**RoHS (2011/65/EU)**  
Yes

**Windows Certification**  
Windows 7, Windows 10

**China Energy Efficiency Standard**  
Tier 1

**TÜV Rheinland Eye Comfort**  
Yes

**TÜV Rheinland Flicker Free**  
Yes



Depends on many factors such as the processing capability of peripheral devices, file attributes, and other factors related to system configuration and operating environments.

© 2020 Lenovo. All rights reserved. These products are available while supplies last. Prices shown are subject to change without notice. For any questions concerning price, please contact your Lenovo Account Executive. Lenovo is not responsible for photographic or typographic errors. Warranty: For a copy of applicable warranties, write to: Warranty Information, 500 Park Offices Drive, RTP, NC 27709, Attn: Dept. ZPYA/B600. Lenovo makes no representation or warranty regarding third-party products or services. Trademarks: Lenovo, the Lenovo logo, Rescue and Recovery, ThinkPad, ThinkCentre, ThinkStation, ThinkVantage, and ThinkVision are trademarks or registered trademarks of Lenovo. Microsoft, Windows, and Vista are registered trademarks of Microsoft Corporation. Intel, the Intel logo, Intel Inside, Intel Core, and Core Inside are trademarks of Intel Corporation in the U.S. and/or other countries. Other company, product, and service names may be trademarks or service marks of others.

Specifications may vary depending upon region.

Lenovo